




















































Healthy Climate Filtration Matchup Sheet



AIR HANDLER MATCHES

MODEL	CBA25UHE(V)	CBA25UHE(V)	CBA27UHE	CBA27UHE	CBA27UHE	CBA38MV	CBA38MV	CBA38MV
SIZE	1.5 - 2.5 TON	3 - 5 TON	1.5 - 2 TON	2.5 - 3 TON	3.5 - 5 TON	1.5 - 2 TON	2.5 - 3 TON	3.5 - 5 TON
Cabinet 	 NEW HCC 10-22 CAT# 26Z81	 NEW HCC 19-22 CAT# 26Z82	 NEW HCC 08-21 CAT# 26Z83	 HCC 14-23 CAT#X7930	 NEW HCC 19-25 CAT# 26Z84	 NEW HCC 08-21 CAT# 26Z83	 HCC 14-23 CAT#X7930	 NEW HCC 19-25 CAT# 26Z84
MERV 11 	 NEW 17x21x5 CAT# 26Z85	 NEW 20x22x5 CAT# 26Z89	 20x20x5 CAT#X0585	 20x20x5 CAT#X0585	 NEW 20x22x5 CAT# 26Z89	 20x20x5 CAT#X0585	 20x20x5 CAT#X0585	 NEW 20x22x5 CAT# 26Z89
MERV 13 			 20x20x5 CAT# 19L14	 20x20x5 CAT# 19L14		 20x20x5 CAT# 19L14	 20x20x5 CAT# 19L14	
MERV 16 	 NEW 17x21x5 CAT# 26Z88	 NEW 20x22x5 CAT# 26Z91	 20x20x5 CAT#X7935	 20x20x5 CAT#X7935	 NEW 20x22x5 CAT# 26Z91	 20x20x5 CAT#X7935	 20x20x5 CAT#X7935	 NEW 20x22x5 CAT# 26Z91

FURNACE MATCHES

CABINET WIDTH	A	B	C	C	D
TONNAGE	3 TON	3-4 TON	3-4 TON	5 TON	5 TON
Top Return 	 HCC 16-28 16 X 25 X 5 CAT#Y2920 T	 HCC 16-28 16 X 25 X 5 CAT#Y2920 TM	 HCC 20-28 20 X 25 X 5 CAT#: X6661 TM	 HCC 20-28 20 X 25 X 5 CAT#: X6661 TM	 HCC 20-28 20 X 25 X 5 CAT#: X6661 T
Bottom Return & Horizontal 	 HCC 16-28 16 X 25 X 5 CAT#Y2920 T	 HCC 16-28 16 X 25 X 5 CAT#Y2920	 HCC 20-28 20 X 25 X 5 CAT#: X6661	 HCC 20-28 20 X 25 X 5 CAT#: X6661	 HCC 20-28 20 X 25 X 5 CAT#: X6661 T
Side Return 	 HCC 16-28 16 X 25 X 5 CAT#Y2920	 HCC 16-28 16 X 25 X 5 CAT#Y2920	 HCC 20-28 20 X 25 X 5 CAT#: X6661	 HCC 20-28 20 X 25 X 5 CAT#: X6661 RAB	 HCC 20-28 20 X 25 X 5 CAT#: X6661 RAB
Filters 		MERV 16 CAT# X6672 MERV 13 CAT# 19L16 MERV 11 CAT# X6670			MERV 16 CAT# X6675 MERV 13 CAT# 19L17 MERV 11 CAT# X6673

KEY:



Transition Required



Transition may be required depending on furnace model. SLP99V and EL297 furnaces can be installed with optional side vent kit allowing for filter cabinet to be directly installed on top of furnace.



Option 1 - No duct transition required, use Return Air Base (CAT#: 50W99 for C width CAT#: 51W00 for D width).
 Option 2 - Over-cut top edge of side return opening by 1 in. to make opening 15 x 23 in. (H x W).

View Installation Instructions for more details