

Office DEPOT. OfficeMax[®]

Taking care of business



YOUR BRAND IDENTITY SITE

Office Depot

Office DEPOT.
OfficeMax[®]
Taking care of business

Higher Education

University
of Larona 

K-12 Education



LOCKTON ELEMENTARY

Step 1: Login to your BSD site using your username and password

Office DEPOT Taking care of business

Chat Now Contact Us

Welcome to the Business Solutions Division

Registered Customers

Login Name

Password Show

Log In

Keep me logged in

[Forgot your login name/password?](#)

[Need Help Logging In?](#)

You take care of business. We take care of you.

Not a customer? **LET'S GET STARTED >**

Industry Solutions

Get support tailored to your business and industry, from <https://business.officedepot.com/index.do> much

Quality Products

Find all the essential items you need to keep your business running as efficiently as possible.

Business Services

Credit Card Processing, Clover POS Solutions and a host of other financial solutions to help keep your

Services & Support

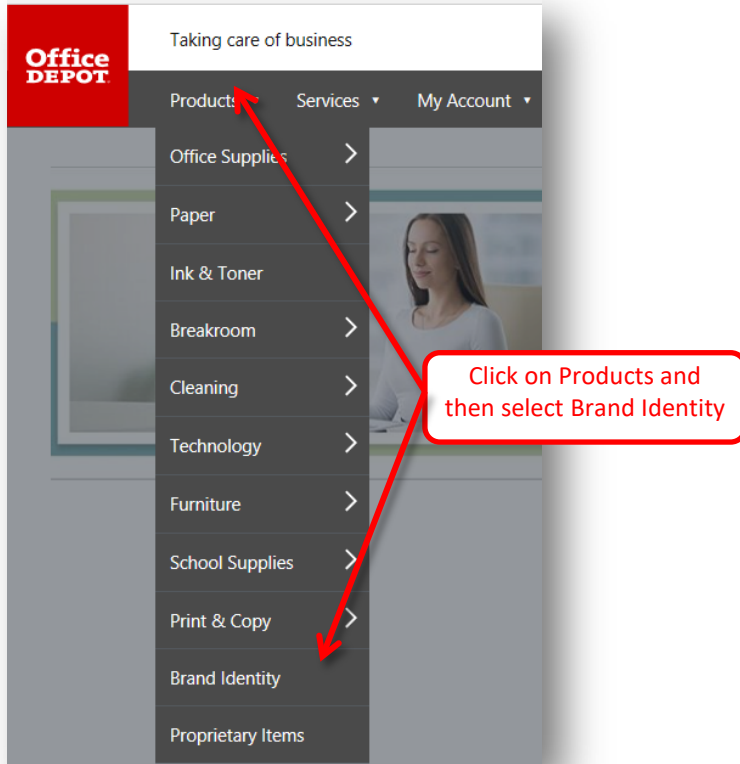
From print & copy to procurement and payment solutions, we help you save time and money.

Sustainability Programs

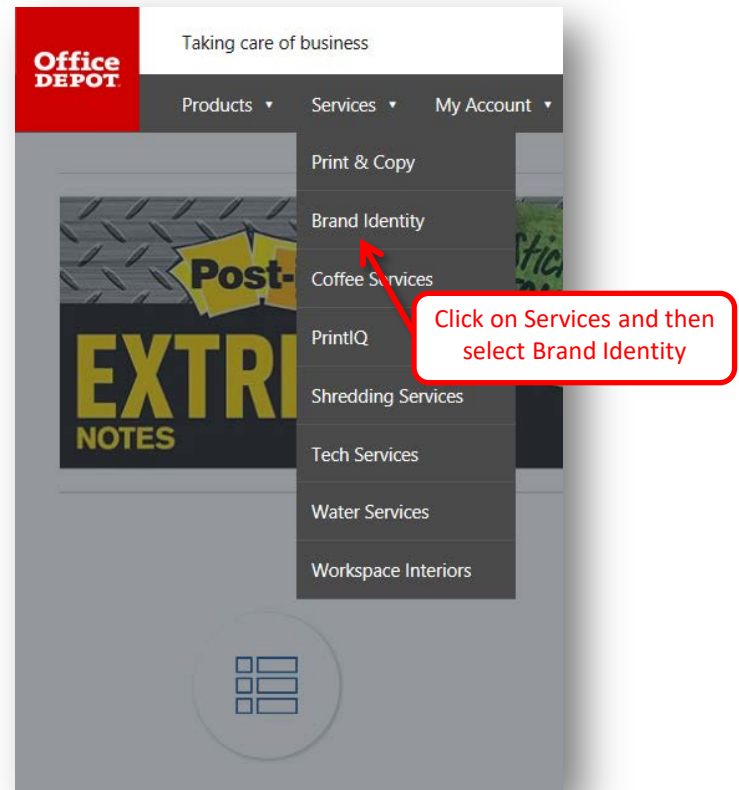
Get involved with Office Depot's many efforts to support diversity to your community and our

Step 2: Access your Brand Identity Site:

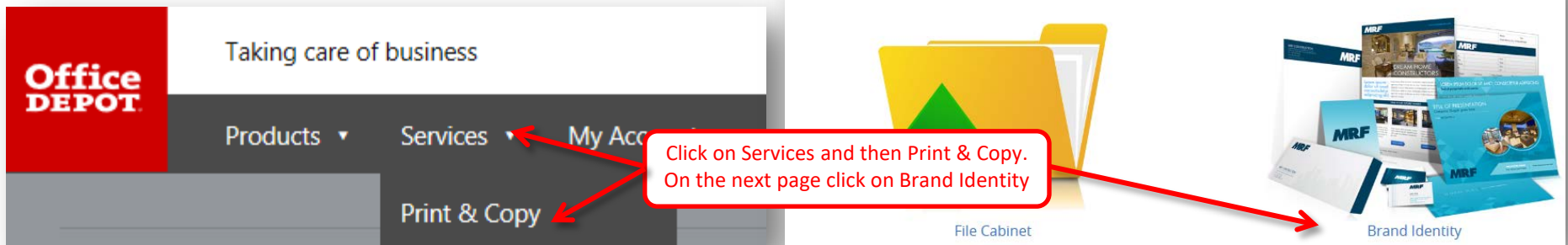
Option 1:



Option 2:



Option 3:



Step 3: Select on Product Category (if applicable)

Use your logo for your Brand Identity site

The screenshot shows the Office Depot/OfficeMax website interface. At the top left is the logo with the tagline 'Taking care of business'. Navigation links for 'View Cart', 'About', 'Contact Us', and 'FAQ' are present. A breadcrumb trail reads 'Office Depot Vertical Market Demo Site Catalog / Higher Education'. A search bar on the right contains the text 'Search Catalog...' and a 'Go >' button. The main content area is titled 'Higher Education' and features six product category tiles: 'Business Cards', 'Envelopes', 'Letterheads', 'Brochures', 'Folders', and 'Labels'. Each tile displays a preview of the product design, which includes the 'University of Larona' logo and name. A 'Customer Logo Here' placeholder is visible in the top right corner.

Customer Logo Here

Search Feature

Personalize the look by using company colors for background

Use images to customize the tiles

Step 4: Choose Your Quantity and Click "Create"

Breadcrumbs for easy navigation

[Office Depot Demo Catalog](#) / [Higher Education](#) / [Business Cards](#) / One Sided

Search Catalog...

[Go >](#)

One Sided



QR Business Card - BC01

[Details](#)

1 box(es)

Create

Quantity
Drop Down

Step 5: Add your customization

QR Business Card - BC01

Quantity: 1 box(es)

[Cancel](#) [Order More](#) [Add To Cart](#)

Add Your Customization

Add your customization. Then if you approve your preview, select the 'Add To Cart' option; or select 'Order More' if you want to add this item to your cart and continue to order another item.

Product Preview: Zoom Level: 175% [View Full Size Image](#)

Approving Your Proof

Important: By approving this proof I agree the layout, content, and spelling are correct. I understand that my order will be printed exactly as shown. Once added to your basket, you can print, email, or return to this screen to make changes. Changes will not be allowed after checkout.

[Cancel](#) [Order More](#) [Add To Cart](#)

Special Characters [- Shrink](#)

Zoom Level:
Increase or Decrease
Preview Image

Quantity:
Choose quantity in
drop down

Add your customization. Then if you approve your preview, select the 'Add To Cart' option; or select 'Order More' if you want to add this item to your cart and continue to order another item.

Customization:
As you add to the text
fields, the product will
auto populate for
instant product
preview

View Full Size Image:
To view a PDF Image

Email Preview:
Allows you to email a
preview to others

Special Characters:
Allows you to add special characters to text
-Click in text field
-Click on Special Character box to choose from icons

Add to Cart:
Adds item to cart to proceed to checkout or
continue shopping
Order More:
Click to continue shopping for print products

Step 6: *Non-Customized Items*

Presentation Folder - FD01 Quantity: 1 box(es)

Product Preview:

Zoom: Increase Image by Hovering over preview

Presentation Folder - FD01 Quantity: 1 box(es)

Product Preview:

Cancel

Cancel Add To Cart


Step 7: When finished ordering, select "Checkout" to enter billing and shipping data

Office DEPOT Taking care of business Help Logout

Products Services My Account Search Product or Item # \$2.00

Shopping Cart

Continue Shopping Need Help? Live Chat Email FAQs Print

	Price	Qty.	Total
 <p>Business Cards, Imprint, Box of 500 Item # 329309 Entered Item # 329309 Manufacturer Direct</p>	\$2.00 / box	1 Edit View Remove	\$2.00

Comments Save

Continue Shopping Update Cart | Empty Cart | Save Cart To List | Share Cart

Order summary

Subtotal \$2.00


Estimate Shipping & Taxes

Total (1 Item) \$2.00

[Checkout](#)

[Order by item #](#)

Need Stamps?



Please review your information. Your order will be printed exactly as shown so once submitted, your order cannot be changed or cancelled.