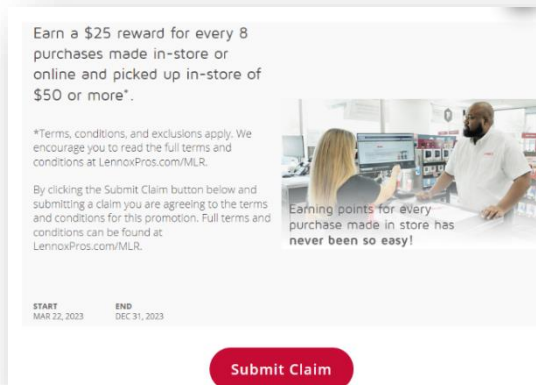
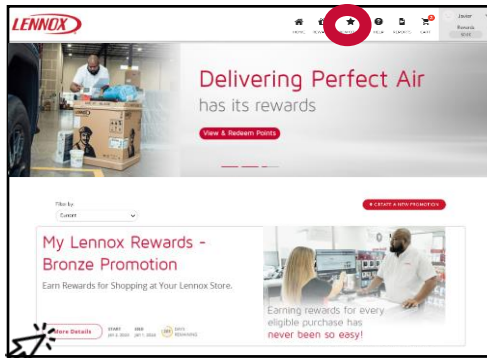




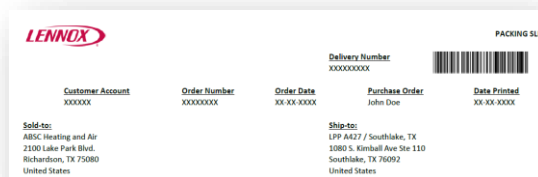
My Lennox Rewards: Claim Instructions

HOW DO I SUBMIT A CLAIM FOR THE MY LENNOX REWARDS PROGRAM?

1. Visit www.mylennoxrewards.com
2. On the Lennox Rewards dashboard, click the “More Details” button to access the promotion. Promotions are also under the “Promotions” tab at the top right corner of the dashboard.



3. Once inside the promotion, click the “Submit A Claim” button
4. Enter your Order Number
 - a. This information is located on your packing slip



5. Click the “Validate” button to submit

SUBMIT A CLAIM

Promotion: In-Store Rewards Promotion - Bronze

Lennox Stores: Order Number (Please remember only in-store purchases or items purchased on LennoxPros and picked up in-store are eligible.) *

Do Not Enter Leading Zeros on Order Number (e.g. For 0001234, please enter 1234)

Validate

6. Review the information entered for accuracy

CONFIRM CLAIM DETAILS

Promotion: In-Store Rewards Promotion - Bronze

Lennox Stores: Order Number (Please remember only in-store purchases or items purchased on LennoxPros and picked up in-store are eligible.) *

Do Not Enter Leading Zeros on Order Number (e.g. For 0001234, please enter 1234)


[← BACK TO STEP 1](#) **YES, I WANT TO SUBMIT THIS CLAIM**

- a. If everything is correct, click “Yes, I Want To Submit This Claim”

7. Claim Submitted confirmation page will appear.

CLAIM SUBMITTED

Promotion: In-Store Rewards Promotion - Bronze



Your claim has been submitted.

21138626

Submit Another Claim

Need help? Contact customer support at support@mylennoxrewards.com or call 1-877-922-4483.